



Upcoming Meets:

September 29 11AM
 Gary and Marilyn
 Siegel
 1143 Camino Viejo
 Santa Barbara
 (805) 969-7687

Please bring:
 A-G Salads
 H-O Desserts
 P-Z Appetizers

Upcoming Meets:

Oct 27 – Power
 Nov – Asher
 Dec – Uniack
 Jan -Lowenburg
 Feb – Eldridge
 March – McClain

September 2007

This month we are going to meet at the home of Gary and Marilyn Siegel in Santa Barbara.

Gary is still in the early stages of what promises to be an outstanding, and very ambitious layout. It is a long point-to-point layout that goes out, and out some more, and up, and a little more out, then it wraps around so that the end points are next to each other. It will be a model of the Southern Pacific's Santa Cruz Division. Eventually, it will represent the main line from San Jose to Santa Cruz. Communities and industries that existed along this line around the "early middle" of the 20th century will be added.

The minimum radius is 10 feet, and the grade is less than 2%. There is even more track than there was last time. Gary has planted a couple hundred dwarf Alberta spruce trees, and moved a huge load of dirt.

Only part of the track has power, so for serious running, plan on battery powered radio controlled equipment. You should also bring some cars to run behind it.

And be sure to wear comfortable shoes so that you can follow your trains around. You'll need to follow them around to keep an eye on them. You'll want to follow them around, too, so that you can get the full benefit of running past the steep cliffs and all those trees.

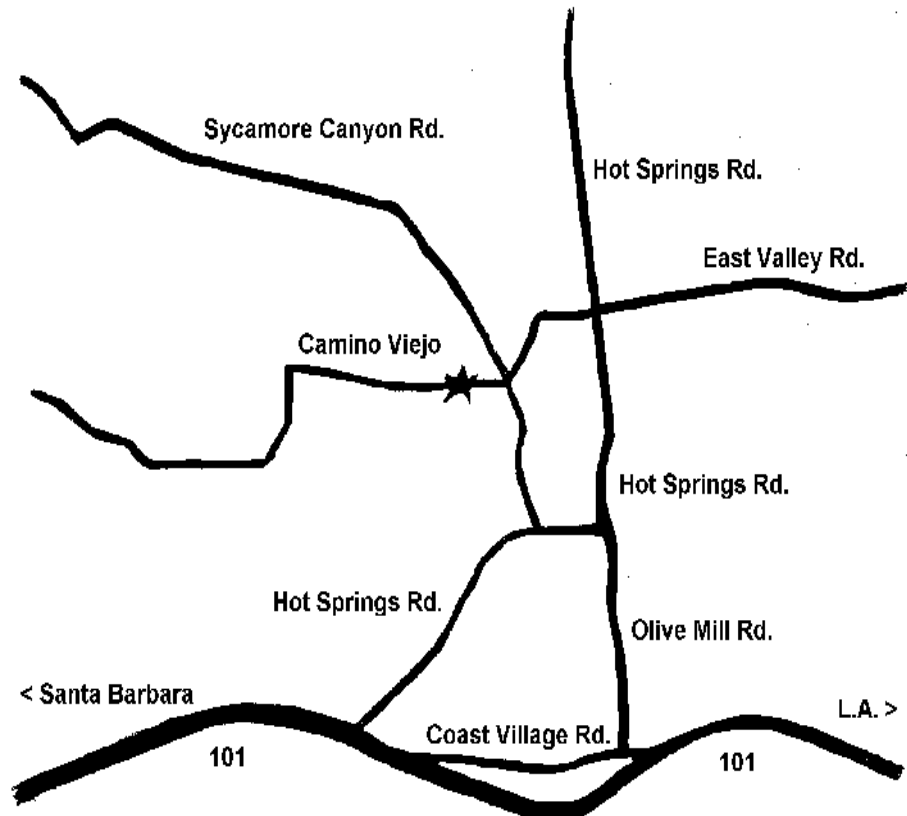
Directions to the Siegel's Meet

From the East/South

North 101
 Off at Olive Mill Rd./Coast Village Rd.
 Right on Olive Mill Rd.
 Left on Hot Springs Rd.
 Right on Sycamore Canyon Rd
 Left on Camino Viejo to 1143

From the West

South 101
 Off at Cabrillo Blvd. Exit 94B.
 Bear Left onto Cabrillo Blvd.
 Continue on Coast Village Rd.
 Left on Hot Springs Rd.
 Left on Sycamore Canyon Rd.
 Left on Camino Viejo to 1143



Crazy Charlie Turns 60 in His Own Inimitable Way

If you've been searching all over Camarillo and Ventura for gifts that are rude, crude, and socially unacceptable, you may have noticed that they are harder to find than usual. That is because they all ended up at Crazy Charlie (Richards)'s 60th birthday party on the 29th. Since this is a high class publication, I won't tell you about most of them, but to give you the idea, one was a mechanical parrot that screams obscenities whenever anyone got too close. If you just can't stand not knowing what the rest were, you'll have to ask Charlie.

All Aboard!!

Please join me in welcoming Jerry Kutchev of Santa Barbara. He is just getting started in garden railroading, and doesn't have a layout yet.

Jerry writes the bulletin for the Santa Barbara Rose Society. I took a quick peek at his on line edition, and he is doing a great job at it. Very professional, with nice pictures, and very technical articles. I only bring that up so that if you notice my writing getting more professional, you can probably blame it on Jerry's influence.

John and Jackie say Thanks!

John and Jackie Chaudier sent a very nice thank you note which I am putting here because I didn't have space on page three.

They say: "What a successful Train Run. This could not have happened without the help of these people.

Rochelle and Bobby Hahn for their knowledge, hard work, dedication and

kindness to the bitter end. Countless hours on nights and weekends to keep us on track and moving ahead to complete our train layout in one year.

Crazy Charlie for all his initial input in the very beginning as to what could work for the space we had while under the watchful eye of Bobby.

Don Asher for the many hours of assisting Rochelle and Jackie build the waterfall and pond, leveling and cementing trestles in place, soldering track, and most of all leveling the track just before the run. Don was also a great help the day of the run.

Tim Cline [Bobby's and my friend] was always there for various tasks such as all the heavy work; carrying rocks and blocks, mixing and pouring concrete, setting track, and doing rework.

To all of you, we are indebted and hope we can repay our debt. Last but not least, thanks to all of you who came to enjoy our fabulous first train run." John and Jackie Chaudier.

Jackie was worried that nobody would show up. As it turned out, that was the least of her worries. We were lucky the fire department didn't find out about the crowd, because you probably aren't allowed to have that many people in that size space.

John Albin's New Layout

John is just starting this layout and so sent several pictures along. This one gives the best overall view. There are some more photos, plus a track plan on our web site. He says it will have about 200 feet of track, 3-4% grades, and 10 foot diameter curves. It's a dog bone with a circle at one end, and a spur down to the main storage area.

Newsletter:
Gary Olmstead
(805) 648-1770

2444 Lexington Dr.
Ventura CA 93003

garyolmstead AT
earthlink DOT net

1:32 Newsletter:
Bruce Kuebler

Membership:
Bruce Kuebler
pbkuebler AT
sbcglobal DOT net

Web site:
www.gcgrs.com

Webmaster:
Mike McClain
mtmii AT roadrunner
DOT com

Please put "GCGRS"
in the subject line of
any correspondence.

Meets: Beaver
(805) 967-2552
The Gold Coast
Garden Railroad
Newsletter is published
monthly. Membership
in our society is open to
anyone at the pleasure
or whim of the
members at large.



John and Jackie Chaudier's Meet

John and Jackie have gotten off to a great start with their layout. The waterfall and stream, buildings, figures and extensive plants add a lot of life to a very nice layout. These are the touches that turn a good layout into a great layout.

Richard Abraham brought his SP Mikado and Bachmann Connie. The Connie had a bit of bother with the tunnel portal until John noticed that the track had gotten bumped out of line. After that, everything was fine.

Richard's friend Lou brought the Bachmann Connie with the scratch built whale back tender, sun shades

on the cab, and just the right touch of weathering. Lou isn't a member yet, but Richard is working on him.

John Power brought the K28 and K36 which both looked right at home here. One of them, probably the K36, had the loudest whistle that I have ever heard. I bet the neighbors liked it just as much as we did.

Damon DeCrow ran his Burlington Northern diesels. They looked great here.

Beaver brought the LGB Mogul in bright yellow. I wish I had a better picture of the gorgeous cars, and their loads, that it was pulling.


Bill Fincher ran the LGB SR&RL Forney. This engine and that water tower look like they were made for each other.

Gary Raymond ran the Thomas that he keeps insisting belongs to his grandson. Of course, it is a 1:32 Thomas, with ball bearing wheels.

Sorry, I don't remember who brought the Shay. Send me a note, and I'll fix it next month.

Thanks to Bill Fincher and Dennis Paulazzo, who contributed pictures.

And a big GCGRS THANK YOU to John and Jackie for putting on such a memorable train meet.





Paul Jennings' Steamroller

I told Paul Jennings that I would print a picture of his steamroller last month, and then ran out of space. But since I'm a sucker for anything that runs on boiling water, here are not one but two pictures:



This picture shows it under steam for the first time after sitting in a barn for two decades. Paul and his brother Raymond bought it in 1983, and then spent 3 ½ years rebuilding it. It needed a new boiler, firebox, tender, two steel rolls on the rear wheels, and of course many minor parts. To say nothing of rust removal, paint, stripes and lettering.



This picture shows Paul (on the right) and Raymond at the Ramsey Rural Museum's vintage weekend. Paul says that the previous owner was over the moon to see it in steam, and get a ride. More pictures on our web site.

Steve and Cheryl Vendt's Layout:


For the benefit of those who haven't met Steve, he has been a member longer than just about anyone else. He moved to Hawaii for awhile, and had several interesting experiences there, not least of which was marrying Cheryl. Eventually, he and Cheryl moved to Phoenix, where they

are building the layout shown here. I asked what they had been doing this summer, and the answer was trying to stay cool. The weather has been **HOT** even by Phoenix standards. It has been over 100 degrees almost every day since the beginning of May, and was over 110 almost every day from mid June to mid July. Luckily, he had already decided that this year he would experiment with just a few specimens of many different kinds of plants, and then plant more of whatever survived.



Steve says that "garden" railroading is very different in Arizona. Almost all layouts are dead flat, and have no plants at all. Just rocks and dirt. If you remember talking to Steve about what a good garden railroad should look like, you will recall that he emphasizes that trains should appear and disappear. It makes the layout seem larger than it is, and forces people to walk around to see everything.

Steve sent lots of great pictures, and I am sorry I only have room here for these two. There are lots more on our web site. Thanks, Steve for sending them, and for taking the time to update us on your progress.



GCGRS Membership Application Form

Membership in the Gold Coast Garden Railway Society is open to anyone who is interested in outdoor model railroading. Dues are \$20 per year. New members, please add \$6 for each name tag that you want to have. Membership runs from January to December. Make checks payable to "Bruce Kuebler". You can put GCGRS on the memo line.

Bring this application to any meet, or mail it to:

Bruce Kuebler
10908 Encino Dr
Oak View CA 93022-9238

First Name _____ Spouse/Partner/Other(SPO): _____

Last Name: _____ SPO Last Name, if different: _____

Street Address _____

City _____ State _____ Zip _____

Home Phone: (_____) _____ email address: _____

Status of your layout (check one): ___ Someday, ___ Serious planning stage, ___ Construction, ___ Barely operational, ___ Marginally OK ___ Not good enough for a meet, ___ Pretty good, if you don't look too closely

Would you like some advice/help from someone in the club? ___ Yes ___ No

If Yes, what would you like help with first?

If you have an operating layout, tell us a bit about it.

The name of your railroad: _____

The sharpest curve is _____ feet radius. The steepest grade is _____ %

Gold Coast Garden Railway Society
2444 Lexington Dr
Ventura CA 93003-1515